


# PROJOLLY SQUARE

POLISHED, SUPER POLISHED and SATINED  
STAINLESS STEEL AISI 304/1.4301-V2A

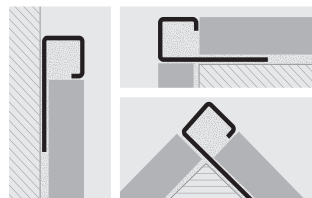
**PROJOLLY SQUARE** is a square shaped as a right angle that is versatile and suitable for various laying solutions, both for floors and coverings. It is used as a staff angle for external corners of tile coverings. It facilitates laying and eliminates the brittle unpredictability of ceramic tiles. It is also used as a finishing square for finishing wall coverings, raised platforms, steps, and baths, and is used as an edge and a skirting board for parquet, natural stone, moquette and epoxy resin coverings. It guarantees flawless work done with care that is of great aesthetic merit. It strengthens tile edges with a square finish, protecting corners efficiently, avoiding chipping and breakages resulting from knocks. This is required by the new European regulations on safety and accident prevention in public and private places.



PJOAC/S 11 & PJOACML 11 AVAILABLE in H 11 mm



## EXAMPLES AND INSTRUCTIONS FOR LAYING METHODS



1: Choose a "PROJOLLY SQUARE" height corresponding to the thickness of the covering/floor. 2: Apply the adhesive in the area that the square is being applied. 3: Rest and line up the square, cut to the required length, pressing the perforated tab into the adhesive. 4: Place the tiles lining them up so that the upper part of the square meets with their edge. 5: Fill the contact area between square and tile completely with adhesive to prevent the accumulation of water in the empty spaces.



**SATINED STAINLESS STEEL AISI 304/1.4301-V2A thermo packed bar length 2,7 LM - packaging 40 Pcs - 108 LM (H: 12,5; 15 mm - 54 LM) - 8/10mm**

Article	H mm		
PJOACS 045	4,5		
PJOACS 06	6		
PJOACS 08	8		
PJOACS 10	10		
PJOACS 11	11		
PJOACS 125	12,5		
PJOACS 15	15		



**POLISHED STAINLESS STEEL AISI 304/1.4301-V2A with protective film bar length 2,7 LM - packaging 40 Pcs - 108 LM (H: 12,5; 15 mm - 54 LM) - 8/10mm**

Article	H mm		
PJOAC 045	4,5		
PJOAC 06	6		
PJOAC 08	8		
PJOAC 10	10		
PJOAC 11	11		
PJOAC 125	12,5		
PJOAC 15	15		

**SUPER POLISHED STAINLESS STEEL AISI 304/1.4301-V2A thermo packed bar length 2,7 LM - pack. 20 Pcs - 54 LM - 8/10 mm**

Article	H mm		
PJOACML 045	4,5		
PJOACML 06	6		
PJOACML 08	8		
PJOACML 10	10		
PJOACML 11	11		
PJOACML 125	12,5		
PJOACML 15	15		



## COLOURS

(for a precise assessment of colours and finishes, see the relative enclosed sheet)



## SUITABLE FOR USE IN CONTACT WITH FOODSTUFFS

# CAPSULES, CAPS and JOINTS for three-way linking elements

POLISHED, SUPER POLISHED and SATINED STAINLESS STEEL AISI 304/1.4301-V2A / PLASTIC



**CAPSULES and CAPS - SATINED STAINLESS STEEL AISI 304/1.4301-V2A**

Article	H mm	Pack 10 pcs	Pack 2 pcs
CPJQACS 045/...	4,5		
CPJQACS 06/...	6		
CPJQACS 08/...	8		
CPJQACS 10/...	10		
CPJQACS 11/...	11		
CPJQACS 125/...	12,5		
CPJQACS 15/...	15		
TPJQACS045-06-08-10-11-125-15/... 4568-8-10-11-125-15			

Choose the desired packaging: E.g. CPJQACS .../10 (pack 10 pcs)  
CPJQACS .../2 (pack 2 pcs)

## JOINTS - PLASTIC

Article	H mm	Pack 10 pcs	Pack 2 pcs
GIJQ 045-06-08-10-11-125-15/... 4568-8-10-11-125-15			
Choose the desired packaging: E.g. GIJQ .../10 (pack 10 pcs) GIJQ .../2 (pack 2 pcs)			

**CAPSULES and CAPS - POLISHED STAINLESS STEEL AISI 304/1.4301-V2A**

Article	H mm	Pack 10 pcs	Pack 2 pcs
CPJQAC 045/...	4,5		
CPJQAC 06/...	6		
CPJQAC 08/...	8		
CPJQAC 10/...	10		
CPJQAC 11/...	11		
CPJQAC 125/...	12,5		
CPJQAC 15/...	15		
TPJQAC045-06-08-10-11-125-15/... 4568-8-10-11-125-15			

Choose the desired packaging: E.g. CPJQAC .../10 (pack 10 pcs)  
CPJQAC .../2 (pack 2 pcs)

**CAPSULES - SUPER POLISHED STAINLESS STEEL AISI 304/1.4301-V2A**

Article	H mm	Pack 10 pcs	Pack 2 pcs
CPJQACML 045/...	4,5		
CPJQACML 06/...	6		
CPJQACML 08/...	8		
CPJQACML 10/...	10		
CPJQACML 11/...	11		
CPJQACML 125/...	12,5		
CPJQACML 15/...	15		

Choose the desired packaging: E.g. CPJQACML .../10 (pack 10 pcs)  
CPJQACML .../2 (pack 2 pcs)



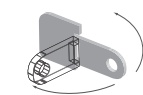
### CAPSULES

CPJQAC 045-06-08-10-11-125-15/...  
CPJQAC/S/ML 045-06-08-10-11-125-15/...



### JOINT

GIJQ 045-06-08-10-11-125-15/...



### END CAP

TPJQAC/S 045-06-08-10-11-125-15/...

**PROJOLLY SQUARE** is a square shaped as a right angle that is versatile and suitable for various laying solutions, both for floors and coverings. It is used as a staff angle for external corners of tile coverings. It facilitates laying and eliminates the brittle unpredictability of ceramic tiles. It is also used as a finishing square for finishing wall coverings, raised platforms, steps, and baths, and is used as an edge and a skirting board for parquet, natural stone, moquette and epoxy resin coverings. It guarantees flawless work done with care that is of great aesthetic merit. It strengthens tile edges with a square finish, protecting corners efficiently, avoiding chipping and breakages resulting from knocks. This is required by the new European regulations on safety and accident prevention in public and private places.

# PROJOLLY SQUARE

POLISHED  
STAINLESS STEEL AISI 316L/1.4404-V4A



**POLISHED STAINLESS STEEL AISI 316L/1.4404-V4A with protective film**  
bar length 2,7 LM - pack. 40 Pcs - 108 LM (H: 12,5 mm - 54 LM) - 8/10mm

Article	H mm		
PJOACM 08	8		
PJOACM 10	10		
PJOACM 11	11		
PJOACM 125	12,5		

## CAPSULES and CAPS - SATINED STAINLESS STEEL AISI 316L/1.4404-V4A

Article	H mm	Pack 10 pcs	Pack 2 pcs
CPJQACM 08/...	8		
CPJQACM 10/...	10		
CPJQACM 11/...	11		
CPJQACM 125/...	12,5		
TPJQAC 045-06-08-10-11-125-15/...	45-6-8-10-11-12,5-15		

## COLOURS



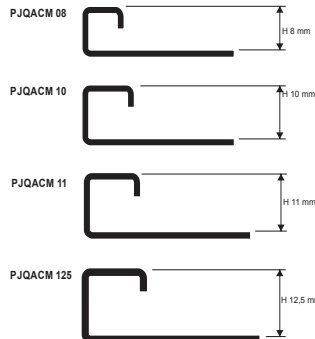
ACM - Polished stainless steel  
316L/1.4404-V4A

(for a precise assessment of colours and finishes, see the relative enclosed sheet)

## JOINTS - PLASTIC

Article	H mm	Pack 10 pcs	Pack 2 pcs
GIJQ 08-10-11-125/...	8-10-11-125		

Choose the desired packaging: E.g. GIJQ .../10 (pack 10 pcs)  
GIJQ .../2 (pack 2 pcs)



## SUITABLE FOR USE IN CONTACT WITH FOODSTUFFS

**PROJOLLY SQUARE** is a square shaped as a right angle that is versatile and suitable for various laying solutions, both for floors and coverings. It is used as a staff angle for external corners of tile coverings. It facilitates laying and eliminates the brittle unpredictability of ceramic tiles. It is also used as a finishing square for finishing wall coverings, raised platforms, steps, and baths, and is used as an edge and a skirting board for parquet, natural stone, moquette and epoxy resin coverings. It guarantees flawless work done with care that is of great aesthetic merit. It strengthens tile edges with a square finish, protecting corners efficiently, avoiding chipping and breakages resulting from knocks. This is required by the new European regulations on safety and accident prevention in public and private places.

# PROJOLLY SQUARE

CHROMED BRASS



**CHROMED BRASS thermo packed**  
bar length 2,7 LM - packaging 20 Pcs - 54 LM

Article	H mm		
PJQOC 045	4,5		
PJQOC 08	8		
PJQOC 10	10		
PJQOC 125	12,5		

## COLOURS



OC - Chromed brass

(for a precise assessment of colours and finishes, see the relative enclosed sheet)



## CAPSULES and CAPS - CHROMED BRASS

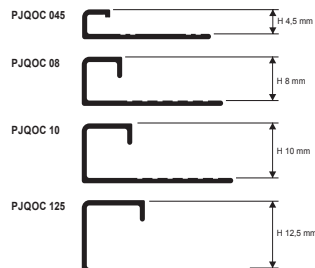
Article	H mm	Pack 10 pcs	Pack 2 pcs
CPJQOC 045/...	4,5		
CPJQOC 08/...	8		
CPJQOC 10/...	10		
CPJQOC 125/...	12,5		
TPJQOC 045-08-10-125/...	4,5-8-10-12,5		

Choose the desired packaging: E.g. CPJQOC .../10 (pack 10 pcs)  
CPJQOC .../2 (pack 2 pcs)

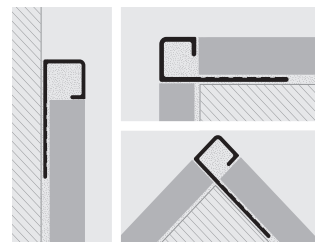
## LAYING INSTRUCTIONS

1: Choose a "PROJOLLY SQUARE" height corresponding to the thickness of the covering/floor. 2: Apply the adhesive in the area that the square is being applied. 3: Rest and line up the square, cut to the required length, pressing the perforated lab into the adhesive. 4: Place the tiles lining them up so that the upper part of the square meets with their edge. 5: Fill the contact area between square and tile completely with adhesive to prevent the accumulation of water in the empty spaces.

**IMPORTANT:** Pay much attention to the external edges of "Projolly" in chrome brass. They must be protected against aggressive substances such as adhesives and sealing elements as well as against smoothing and scraping activities.



## EXEMPLES OF LAYING



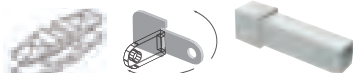
# JOINTS for three-way linking elements

CHROMED BRASS / PLASTIC

## JOINTS - PLASTIC

Article	H mm	Pack 10 pcs	Pack 2 pcs
GIJQ 045-08-10-125/...	4,5-8-10-12,5		

Choose the desired packaging: E.g. GIJQ .../10 (pack 10 pcs)  
GIJQ .../2 (pack 2 pcs)



JOINT: GIJQ 045-08-10-125/... END CAP: TPJQOC 045-08-10-125/... CAPSULES: CPJQOC 045-08-10-125/...